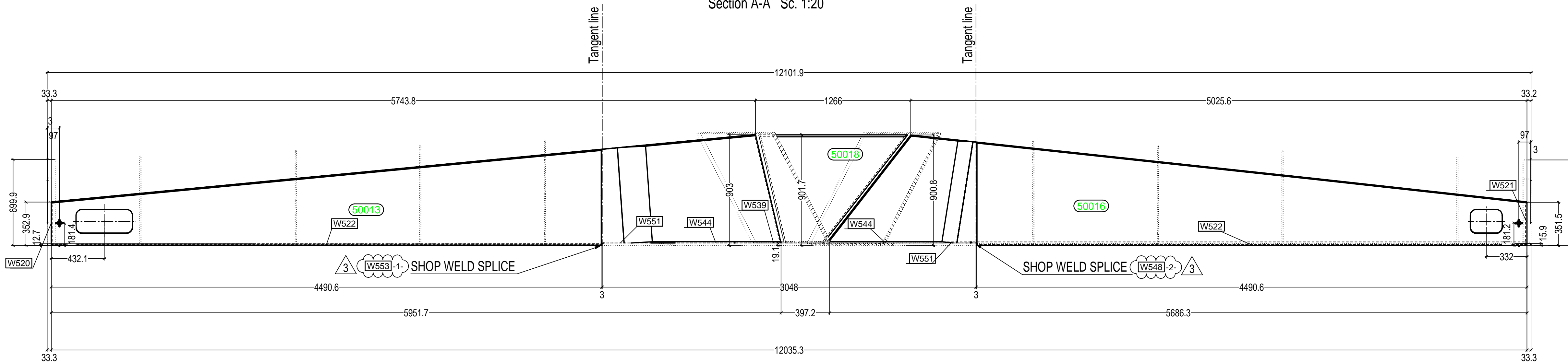
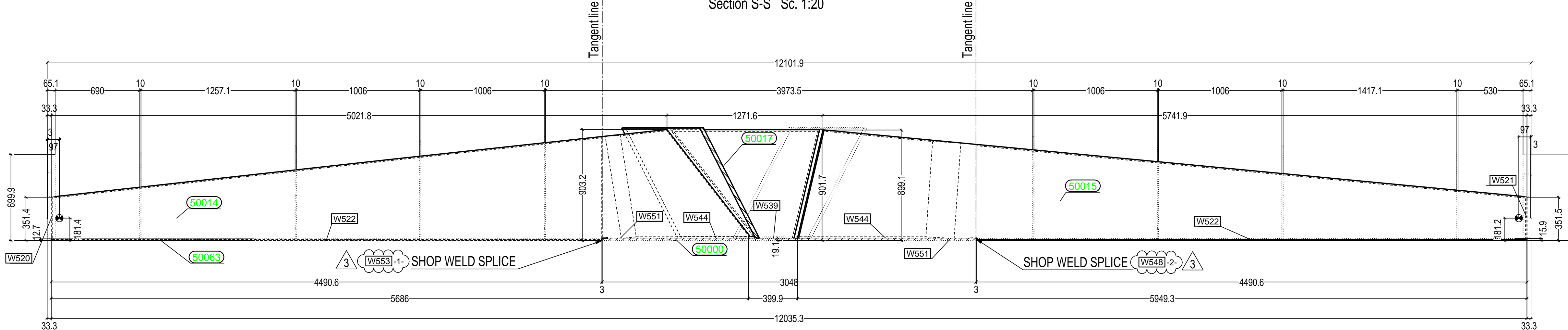
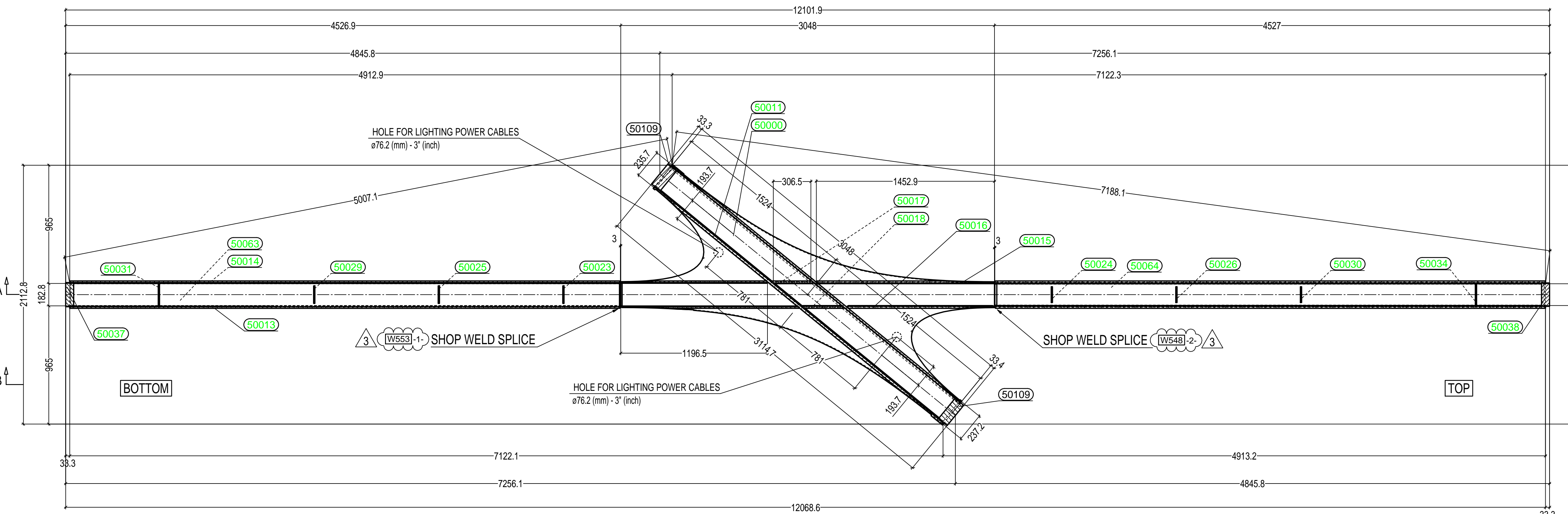


LIST OF CJP WELDS		
DETAIL	I.D. WELD	TYPE
W553	1	CJP
W548	2	CJP



THORNTON TOMASETTI, INC. (TI)

APPROVED
 APPROVED AS NOTED
 REVISE AND RESUBMIT
 NOT APPROVED

TTS APPROVAL IS ONLY FOR GENERAL CONFORMANCE WITH THE DESIGN CONCEPT OF THE PROJECT AND GENERAL COMPLIANCE WITH THE INFORMATION GIVEN IN THE CONTRACT DOCUMENTS. ANY ACTION SHOWN IS SUBJECT TO THE REQUIREMENTS OF THE CONTRACT DOCUMENTS. THE CONTRACTOR IS SOLELY RESPONSIBLE FOR DIMENSIONS WHICH SHALL BE CONFIRMED AND CORRELATED AT THE JOB SITE. FABRICATION PROCESSES AND TECHNIQUES OF THE CONSTRUCTION, COORDINATION OF THEIR WORK WITH THAT OF ALL OTHER TRADES AND THE SATISFACTORY PERFORMANCE OF THEIR WORK.

Thornton Tomasetti

By: _____ Date: _____

Job Number	11017
Submittal Number	
A Action	Submission is in general conformance with design intent. No exceptions taken.
B Action	Submission is in general conformance with design intent except when noted. Provide as corrected. Revise and resubmit for file copy.
C Action	Revise and resubmit.
D Action	Submission is rejected for non design intent.
E Action	Reviewed for architectural coordination only, specifically regarding location and integration of devices and equipment into architectural design.
F Action	As per consultant's stamp.

Review is only for conformance with the design intent and information given in the Contract Documents. Contractor is responsible for performance of the work in accordance with the requirements of the Contract Documents and for all fabrication processes, means, methods, techniques, sequences and procedures of construction, coordination with the work of other contractors and subcontractors and verifying all dimensions and quantities. Action does not authorize changes to contract requirements unless otherwise stated in a separate letter or change order.

DILLER SCOFIDIO + RENFRO ARCHITECTS, D.P.C.
601 W 28th Street Suite 1815
New York, NY 10001

Date: _____ By: _____


NOTE:

- FOR GENERAL NOTES REFER TO DRAWING 2015003DCD05997
- FOR COATING SYSTEM REFER TO DRAWING 2015003DCD05998
- FOR ALL WELDS REFER TO DRAWING 201003DCD05999
- ALL FILLET WELDS INDICATED LEG SIZE U.N.O.
- DIMENSION ARE SHOWN AS METRIC UNITS U.N.O.
- (CG) INDICATES CENTER OF GRAVITY
- HOLE DIMENSION ARE SHOWN AS METRIC AND IMPERIAL UNITS U.N.O. $\varnothing 12.7$ (mm) $\varnothing 1/2$ " (inch)
- THE WEIGHT PROVIDED IS THE THEORETICAL WEIGHT AF STEEL STRUCTURES AS INDICAT IN THE RELEVANT DRAWING WITHOUT ANY CONSIDERATION ON THE VARIOUS TOLERANCE, CONNECTIONS AND PROTECTIVE SYSTEM.
- FOR GENERAL LAYOUT SEE DRAWING 2015003DCA504001

Rev.	Date	Description	Drawn by	Checked by
3	09-09-2015	MODIFIED WHERE INDICATED	A.T.	Ing.Picco
2	21-08-2015	MODIFIED WHERE INDICATED	A.T.	Ing.Picco
1	27-07-2015	MODIFIED WHERE INDICATED	A.T.	Ing.Picco
0	17-07-2015	FIRST ISSUED	A.T.	Ing.Picco

Job number: 2015003DCD05304E3
doc. type: **2015003DCD05304E3**
doc. number: **2015003DCD05304E3**
Rev.: **3**

FILE NAME: 2015003DCD05304E3



Client: **SCIAME**

Object: HUDSON YARDS: CULTURE SHED
DEPLOYED SHED
FACADE SOUTH
PHASE 504
MK 5304

Scale: 1:20

LEGEND		QUANTITY	
	PUNCH MARK	MK 5304	n°
	FRONT	PHASE 504	1
	REAR	TOTAL	1

NOTE: FOR THE SECTION S-S, SEE DRAWING DCD5304B2